



### Theme Overview


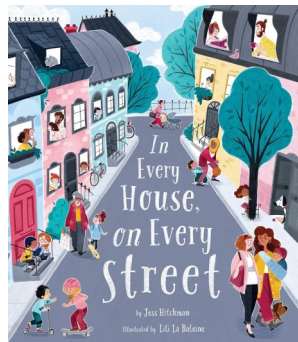

Our new topic for Summer 1 is called 'Over the Rainbow'. During this topic, they children will look at the different types of weather and the changes to the natural world within the four seasons. The children will also be exploring life cycles of animals and plants, including growing their own seeds. Towards the end of this half term, the children will look at their house and the different types of houses that are near them.

### Recommended Reading...



It is good to read books over and over again. It helps children learn the words which helps develop vocabulary, amongst other skills.

Encourage your child to join in when sharing rhyming books and talk about what you have read. Discuss unusual words and teach your child to ask what something means if they don't know.



### Weekly overview

Week	Focus	What you could do at home
1	Seasons	Recap the seasons with your child/ren. Have a go at making a season tree . What happens to the tree as it goes through the seasons? If you do not want to do anything crafty, go outside on a nature walk. But don't forget to bring paper and pens with you to draw and write what you can see. What flowers can you find? How many different leaves can you find? What is the weather like?
2	Rainbows	Can you make a rainbow? Use the following video link to help you <a href="#">How to Make a Rainbow</a> Is there another way that you can find to make one?
3	Sun and Snow	As the seasons change, birds may struggle to find food. Have a go at making a bird feeder. How you do this is completely up to you! Make a list of all the different birds that you can see.
4	Rain and Storms	Using the link below, have a go at making a storm in jar! <a href="#">Snowstorm In A Jar With Baking Soda – Adam Forga</a>

**Start of new topic: No Place Like Home (focusing on houses and homes)**

5	My House	Talk about your house—compare your house to other family members house. Can they create a picture of the house that they live in. It can be drawn, painted or collaged! How creative it is, is up to you. If you would like a challenge, can you make it out of junk modelling? You can bring in your creations to show and tell.
---	----------	---



Weather

Sunshine

Rain

Hail

Snow/sleet

Wind

Thunder and lightening

Fog/mist

Frost

Cloudy

Snowflakes

Temperature


Cold

Hot

Warm

Humid

Wet



Seasons

Winter

Spring

Summer

Trees

Green Leaves

Autumn Leaves

Blossom

Flowers

Plants

New life

Life Cycles

Animals

Hibernate

Harvest

Christmas

Easter

These are some of the knowledge and skills your child will be taught in their first half-term at Berewood Primary

Literacy

- To form lowercase and capital letter correctly
- To begin to write longer words which are spelt phonetically
- To begin to use capital letters at the start of a sentence
- To use finger spaces and full stops when writing a sentence
- To spell some taught tricky words correctly

Number and Number Patterns

- To recognise numbers to 20
- To count and match objects to 16 –2 0
- To find out one more and one less within 10
- To use 'greater than' and 'less than' when comparing numbers within 20
- To find 2D shapes in 3D shapes

Phonics and Comprehension

- To recognise taught Phase 2 and 3 sounds

s a t p i n m d g o c k ck e u r h b f l f ll ss j v x y z zz qu ch sh th ng nk ai ee igh oa oo oo ar or ur ow oi ear air er

- To recognise tricky words in Phase 2 – 4 and read them in longer sentences.

the I is put pull full as and has his her go no to into she push he of we me be was you they my by all are sure pure said so have like some come love do were here little says there when what one out today

- To read words with short vowels, adjacent consonants and compound words
- To read words ending in suffixes (-ing, -ed /t/, -ed /id/, -est)
- To begin to answer questions about what they have read



### Communication and Language

- To use talk to organise, sequence and clarify thinking, ideas, feelings and events
- To link statements and stick to a main theme
- To understand questions such as who, what, where, when, why and how.

### Personal, social and emotional development

- To identify and name healthy foods
- To manage own basic needs independently
- To control their emotions using a range of techniques
- To set a target and reflect on progress throughout
- To work as a group
- To begin to develop relationships with other adults around the school.

### Physical Development

- To create short sequences using shapes, balances and travelling actions
- To balance and safely use apparatus
- To jump and land safely from a height
- To develop rocking and rolling
- To explore traveling around, over and through apparatus
- To create short sequences linking actions together and including apparatus
- To hold scissors correctly and cut out small shapes
- To paint using thinner paintbrushes

### Understanding the World

- To know about the past through settings, characters and events encountered in books read in class and storytelling
- To identify some similarities and differences between the natural environment and weather.
- To know that people in other countries may speak different languages (Spanish)
- To observe the growth of seeds and talk about changes
- To know how to care for growing plants
- To learn about lifecycles of plants and animals

### Expressive Art and Design

- To know which prime colours you mix together to make secondary colours
- To plan what they are going to make
- To draw more detailed pictures of people and objects through observation drawing
- To create and out narratives based around stories
- To follow a musical pattern to play tuned instruments

Please talk to your children about the information on this sheet. The more children discuss their learning the more likely they are to embed the learning to their memory. If you have any questions please don't hesitate to contact