





### Theme Overview

“Come Fly With Me! America” is a thematic unit, based on North and Central America, with a key focus on geography and history. It begins with the location of countries and states, before we move on to learning about the discovery of America and the Native American people. We will also study weather and climate, as well as human and physical features.

### Recommended Reading...



Access books online for free through Hampshire School Library Service. Ask your child's teacher for their barcode/login information.

### What we should know...

#### Key Dates

Christopher Columbus landed in America in 1492. The discovery of America by the first Europeans brought opportunities for many to travel there and make a new life.

#### The American States

There are 50 states in America, the largest of which is Alaska. This is characterised by its Tundra.

#### Thanksgiving Day

Thanksgiving Day is celebrated in October (Canada) or November (USA). Families get together and have a traditional meal that includes turkey and pumpkin pie. It is a time of celebrating, originally to thank God for the Harvest, as the first Puritan pilgrims did in 1621 when they had their first harvest in America, after leaving England.

#### Indigenous People

When Columbus landed, Native Americans had already lived there for hundreds of years. He referred to them as 'Indians' as he thought he had landed in the East Indies. The largest Native American tribes are the Navajo, Cherokee and Sioux people.

### Key Places

**North America is split into six regions:-**

Canada, Greenland, Mexico, United States, Central America and the Caribbean.

**Human Geography:** The White House, Golden Gate Bridge, Statue of Liberty, Disneyland.

**Physical Geography:** Grand Canyon, Mount Rushmore, Niagra Falls, Mississippi River, Rocky Mountains

### The American Dream

This is the hope that anyone can become rich and /or famous if they work hard and try their best. People from other countries migrate to America for the chance of work, equal rights, freedom of speech etc. The Statue of Liberty is the symbol of 'The American Dream'. It was a gift of friendship from France and was built by Gustave Eiffel (who also built the Eiffel Tower).



## **Key Vocabulary you should discuss with your child**

**Country:** a nation with its own government, occupying a particular territory

**Continent:** a very large area of land, such as Africa or Asia, that consists of several countries

**Indigenous:** original settlers of a given region

**Migrate:** to move to another country

**Persecution:** terrible treatment

**Pilgrim:** somebody who makes a long journey for a religious reason

**Puritan:** a strict form of Protestant Christianity

**Region:** a particular area or part of the world

**Stars and Stripes:** the national flag of the US, with fifty white stars representing the fifty American states

**State:** a place with its own government and borders within a larger country

**Tolerance:** a willingness to accept behaviour and beliefs that are different from your own

**Tundra:** large, flat, treeless Arctic region of North America in which the subsoil is permanently frozen

## **Concept Flow**

- To be able to locate North and Central America, including some of the different countries and states
- To learn about the discovery of America
- To know about the Native Americans
- To know about the weather and climate of North and Central America
- To identify the famous landmarks of North America, both physical and human
- To understand the meaning and importance of the 'American Dream'

Please talk to your children about the information on this sheet. The more children discuss their learning the more likely they are to embed the learning to their memory. If you have any questions please don't hesitate to contact your child's class teacher.

**English**

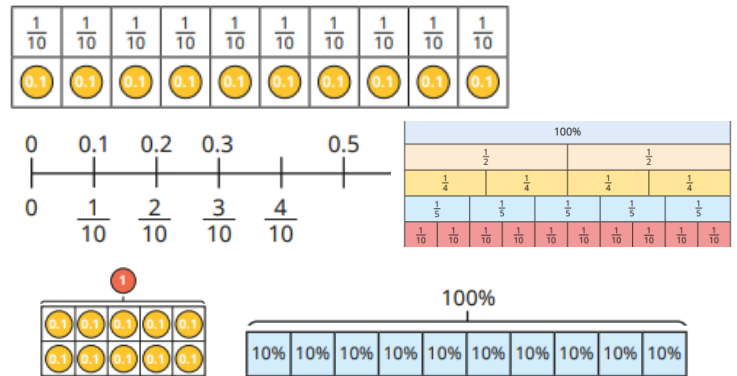
In English this term we will be focusing on the novel 'Holes' by Louis Sachar. Within our Americas unit, we will concentrate on crafting setting descriptions and mastering the art of building tension. Following our exploration of various creatures within the text, students will undertake the task of creating a non-chronological report specifically about lizards.

In addition to our writing focus, our Guided Reading sessions will emphasise enhancing reading comprehension skills. We will be focuses on the skill of point, evidence and explaining answers. Throughout these sessions, students will engage with a variety of texts. Some of the texts we will be using to do this include....



**Maths**

In maths we will looking at decimals and percentages. They will be using their knowledge of fractions to convert fractions into decimals and then into percentages. We will also focus on reasoning problems and explanations.



**DT**

We will be exploring what is a healthy and balanced diet. To explore tradition Native American receipts. The children will adapt the recipe for seasonality and adaptability.

**Computing**

We will be learning about data and information – Flat-file databases.

**Science** We will be comparing and grouping together everyday materials on the basis of their properties, including their hardness, solubility, transparency, conductivity (electrical and thermal), and response to magnets.

**PE**

Our PE days are Thursday and Friday. Remember to wear PE Kits on these days.



**Music**

We will be learning duration and structure in rap music.



**Spanish** Children will continue to advance their skills with our designated Spanish teacher.

**RE**

We will be looking at symbolism in Christianity and within our lives.

