








Theme Overview

'Jurassic Park' is a thematic unit based on dinosaurs and some of the Jurassic period. We will learn about different types of dinosaurs, big ones and small ones. We also learn about fossils and where they come from and what happened to them, including what animals that are alive today are distant relations!. We will continue to learn about making friends and how to work and play cooperatively. We will use imaginative play to learn from each other, hopefully we will have some dinosaur experts amongst us!

Recommended Reading...



It is good to read books over and over again. It helps children learn the words which helps develop vocabulary, amongst other skills.

Encourage your child to join in when sharing rhyming books and talk about what you have read. Discuss unusual words and teach your child to ask what something means if they don't know.

Weekly overview

Week	Focus	What you could do at home
1	Fossils and Bones	The children will be learning about dinosaur fossils and bones. You could watch this YouTube clip with your child where Maddie Moate talks about how a dinosaur fossil is made. https://youtu.be/-qe89q8YYFO You could also create your own dinosaur skeleton using the resources on this website page https://letsgolivescience.com/activity/design-a-dino-skeleton/ This is an excellent activity to practice cutting carefully.
2	Big Dinosaurs	Do you know what dinosaurs ate? Introduce the term 'herbivore' - an animal that only eats plants. Can you find out the name of a dinosaur who was a herbivore?
3	Small Dinosaurs	Can you label the different parts of a dinosaur? Do all dinosaurs have the same parts? Watch the video or read 'Mad about Dinosaurs' together https://www.youtube.com/watch?v=3dOY9uLUj3o Can you list the big dinosaurs and the small dinosaurs?
4	Where did they go?	What do you think happened to the dinosaurs? Have a look at some of your favourite dinosaurs, do they look familiar to you? I wonder what animals you can spot that are a long, distant relative. You may even see some of these at a zoo or an aquarium
5	Cave Baby	Have a go at cave painting— have some big pieces of paper for the children to paint on like they are in a cave and painting on the walls. Can you have at drawing a Mammoth, Smilodon (Sabre-toothed Cat), Cave Bear, Marsupial Lion and a Woolly Rhinoceros
6	Easter	Have fun doing something crafty! Can you make an Easter Bonnet or maybe develop your baking skills to create tasty treats.



fossils				scales	head
bones				horns	wings
skeletons	eggs		prey	claws	beak
excavate	reptile		predator	teeth	mouth
palaeontologist	nest		carnivore	neck	flippers
extinct - pre-historic	birds		omnivore		tail
hammer, chisel, brush	warm-blooded		herbivore		leg
footprint					spikes
tooth					plates

These are some of the knowledge and skills your child will be taught in their first half-term at Berewood Primary

Literacy

- To understand that sentences start with a capital letter and end with a full stop
- To form lowercase letters correctly and begin to form capital letters
- To write sentences using finger spaces and full stops
- To spell words using taught sounds
- To spell some taught tricky words correctly

Number and Number Patterns

- To know addition facts to make 5 (number bonds)
- To explore odd and even numbers within 10
- To practise number bonds to 10
- To explore length and height using non-standard units of measure
- To accurately going forwards and backwards to 20

Phonics and Comprehension

- To recognise taught Phase 2 and 3 sounds
s a t p i n m d g o c k ck e u r h b f l f ll ss j v w x y z zz qu ch sh th ng nk ai ee igh oa oo oo ar or ur ow oi ear air er
- To recognise taught Phase 2 and Phase 3 Tricky Words
the I is put pull full as and has his her go no to into she push he of we me be was you they my by all are sure pure
- To read longer words including those with double letters
- To read words with s/z/ in the middle and end and -es/z/ at the end of words
- To read sentences containing Tricky Words and digraphs matched to their phonics ability
- To retell a story and answer simple questions based on what they have read.



Communication and Language

- To ask questions to find out more
- To retell a story
- To follow a story without pictures or props
- To share their work to the class- standing up at the front
- To use new vocabulary in different contexts

Personal, social and emotional development

- To identify and moderate their own feelings socially and emotionally
- To consider the feelings and needs of others
- To practise doing up a zipper
- To practise doing buttons
- To listen to the ideas of other children and agree on a solution and compromise

Physical Development

- To create short sequences using shapes, balances and travelling actions
- To use counting to help to stay in time with the music when copying and creating actions
- To move safely with confidence and imagination, communicating ideas through movement
- To move with control and coordination, copying, linking and repeating actions
- To move with control and coordination, expressing ideas through movement
- To hold scissors correctly and cut out large shapes and small shapes with increasing accuracy
- To write letters using the correct letter formation and control the size of letters
- To paint using thinner paintbrushes

Understanding the World

- To know that Christians celebrate Easter.
- To know about the past through settings, characters and events encountered in books read in class and storytelling
- To identify some similarities and differences between dinosaurs and animals that are alive today
- To know about and recognise the signs of Spring
- To know about features of my own immediate environment and how they might vary from another.
- To plant seeds
- To know the different between herbivores and carnivores

Expressive Art and Design

- To know how to work safely and hygienically when using some cooking techniques; spreading, cutting and mixing
- To associate genres of music with characters and stories
- To create costumes and resources for role play

Please talk to your children about the information on this sheet. The more children discuss their learning the more likely they are to embed the learning to their memory. If you have any questions please don't hesitate to contact