





Theme Overview

'Under the sea' is a thematic unit based on the sea and the creatures that live in it. We will learn about different types of fish and their habitat, we will label fish and look at their life cycle. We will also be learning about sharks, dolphins and whales—comparing them. We will learn about looking after our teeth and how appearances can be deceiving. We will be learning about lots of crazy crustaceans and sharing poetry about them. We will also be learning about friendships and how we can help everyone feel included.

Recommended Reading...



It is good to read books over and over again. It helps children learn the words which helps develop vocabulary, amongst other skills.

Encourage your child to join in when sharing rhyming books and talk about what you have read. Discuss unusual words and teach your child to ask what something means if they don't know.

Weekly overview

Week	Focus	What you could do at home
1	Funky Fish	Can you find pictures of different fish under the sea? What are they called? How many book about sea creatures or under the sea adventures do you have at home? Can you start reading them for your bedtime story?
2	The Rainbow Fish	Do you have a copy of this story? If so, read it together, if not find an online copy and watch it together. What is the moral of the story? Why do you think the Rainbow fish changes?
3	Sharks	Using books from the library or the internet, what fascinating facts can you find out about sharks? Create a video about what you found out and upload it onto Tapestry
4	Whales and Dolphins	Watch 'The Snail and The Whale' on BBC iplayer or read the book if you have it at home. Using a map of the world, where will you find penguins on icebergs, a volcano on a tropical island and grizzly bears near mountains.
5	The Clumsy Crab	If you can, go crabbing! If that isn't an option could you make a crab? There are some great ideas if you google crab craft for kids. Take a photo of your carb for your class to see.
6	Lobsters and other crustaceans	Using junk modelling, and other recycling items, create a crustacean of your choice.



Berewood Primary School



Curriculum Letter—Spring Term —Reception

ocean

fish shark dolphin whale crab lobster starfish

share friendship team family

water

crustacean turtle jellyfish claw ray octopus squid

freshwater

prawn sea horse cuttlefish sealion seal creatures

danger pollution

artic

tropical

sand



fins scales

coral

gills tail

sea urchin

rock

eyes mouth

sponge

stones

teeth blowhole

barnacle

seabed

claws pincers

plankton

shells

legs shell

krill

anemone

antenna flipper

shipwreck

These are some of the knowledge and skills your child will be taught in their first half-term at Berewood Primary

Literacy

- To form lowercase letters correctly
- To begin to write captions, phrases and a simple sentence with finger spaces
- To understand that sentences start with a capital letter and end with a full stop
- To spell words using taught sounds
- To spell some tricky words correctly

Number and Number Patterns

- To subitise to 5
- To recognise, order and accurately count objects to 10
- To use correct number formation for numbers to 10
- To count forwards and backwards to 20
- To recognise the 'teen' numbers and being to put them in order
- To find 1 more, 1 less and say which amount has greater than or fewer/less than
- To match the number to correct quantity

Phonics

- To recognise taught Phase 2 and 3 sounds
s a t p i n m d g o c k ck e u r h b f l ll ss j v w x y z zz qu ch sh th ng nk ai ee igh oa oo oo ar or ur ow oi ear air er
- To recognise taught Phase 2 and Phase 3 Tricky Words
the I is put pull full as and has his her go no to into she push he of we me be was you they my by all are sure pure
- To begin to read longer words
- To recognise taught digraphs in words and blend the sounds together
- To read sentences containing Tricky Words and digraphs To read books matching their phonics ability



Communication and Language

- To ask questions to find out more
- To begin to understand humour
- To understand a range of complex sentence structures
- To develop the confidence to talk to other adults they see on a daily basis
- To talk in sentences using conjunctions e.g. and, because

Personal, social and emotional development

- To focus during longer whole class lessons
- To follow twostep instructions
- To begin to show resilience and perseverance in the face of challenge
- To practise doing up a zipper
- To practise doing buttons
- To begin to work as a group with support
- To use taught strategies to support turn taking

Physical Development

- To roll and track a ball
- To develop accuracy when throwing to a target
- To dribble using hands
- To throw and catch with a partner
- To dribble a ball using feet
- To kick a ball to a target
- To explore different ways to travel using equipment
- To use a tripod grip when using mark making tools
- To hold scissors correctly and cut along a curved line
- To write taught letters using correct formation

Understanding the World

- To talk about Chinese New Year
- To know and recognise the signs of Winter
- To know some important processes and changes in the natural world including states of matter - freezing
- To explore the properties of different materials to make boats
- To compare different oceans around the world
- To look at the roles of people with sea related jobs—Fishermen, RNLI, Coastguard, Lighthouse Keepers

Please talk to your children about the information on this sheet. The more children discuss their learning the more likely they are to embed the learning to their memory. If you have any questions please don't hesitate to contact your child's class teacher.